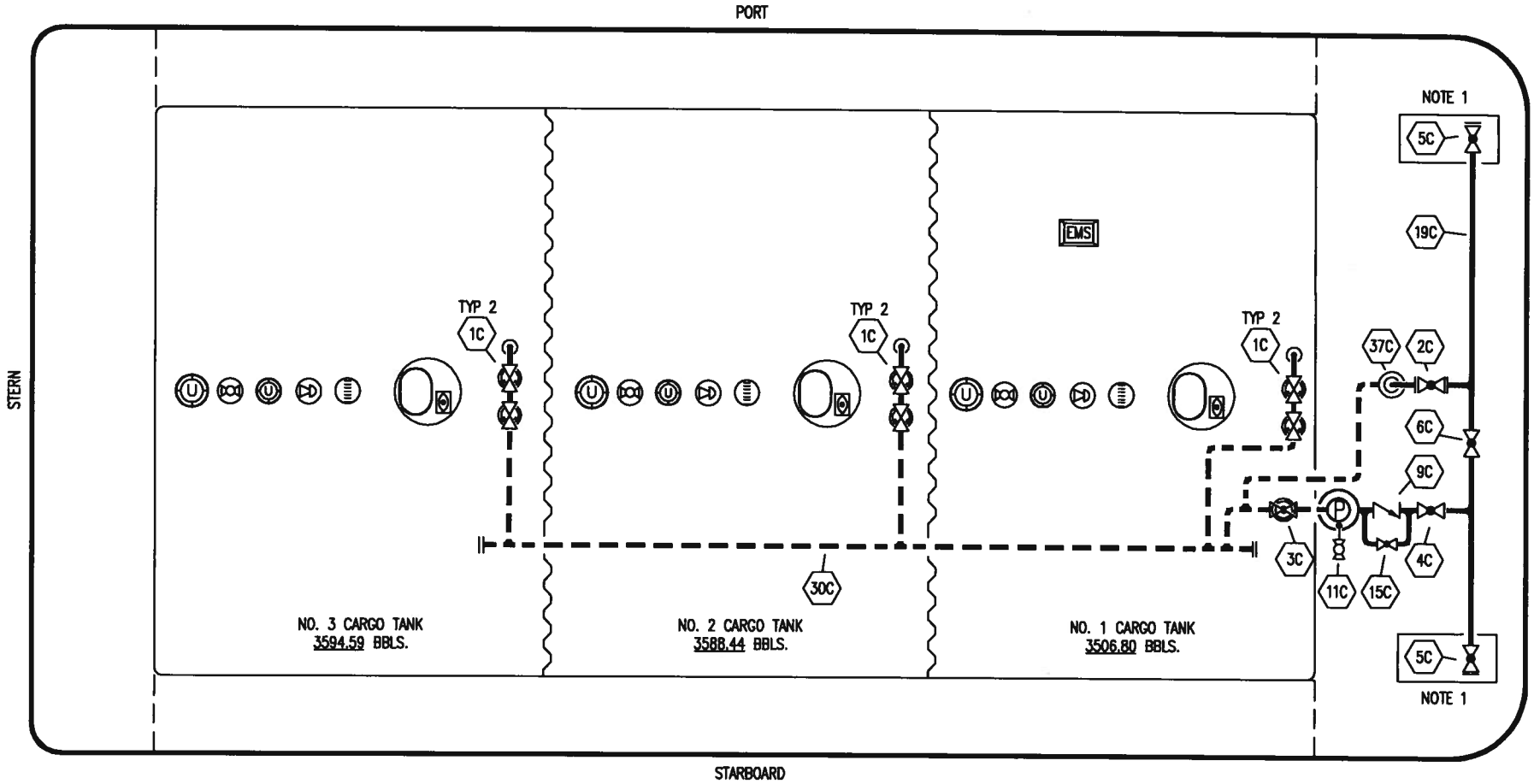

NO	SIZE	DESCRIPTION
1C	8"	CARGO TANK VALVE
2C	8"	LOAD VALVE
3C	10"	MASTER SUCTION VALVE
4C	6"	DISCHARGE VALVE
5C	8"	HEADER VALVE
6C	8"	SALVAGE VALVE
9C	6"	CHECK VALVE
11C	1"	BLEED OFF VALVE (VENT)
15C	1"	BYPASS VALVE (AROUND CHECK VALVE)
19C	8"	CARGO HEADER

NO	SIZE	DESCRIPTION
30C	10"	CARGO PIPELINE
37C	8"	CARGO DROP
		ABOVE DECK PIPING
		BELOW DECK PIPING

NOTE 1: CONTAINMENT- PORT & STB.

JEFFBOAT – EX: S/R 108

REV.	DATE	BY	CHK	APP	REVISION DESCRIPTION
0	02/02/09	RB	WK	OF	APPROVED

KIRBY INLAND MARINE

CARGO

PIPING FLOW DIAGRAM

SCALE: NONE

PAGE: 1 OF 3

KIRBY 10378

REV. 0

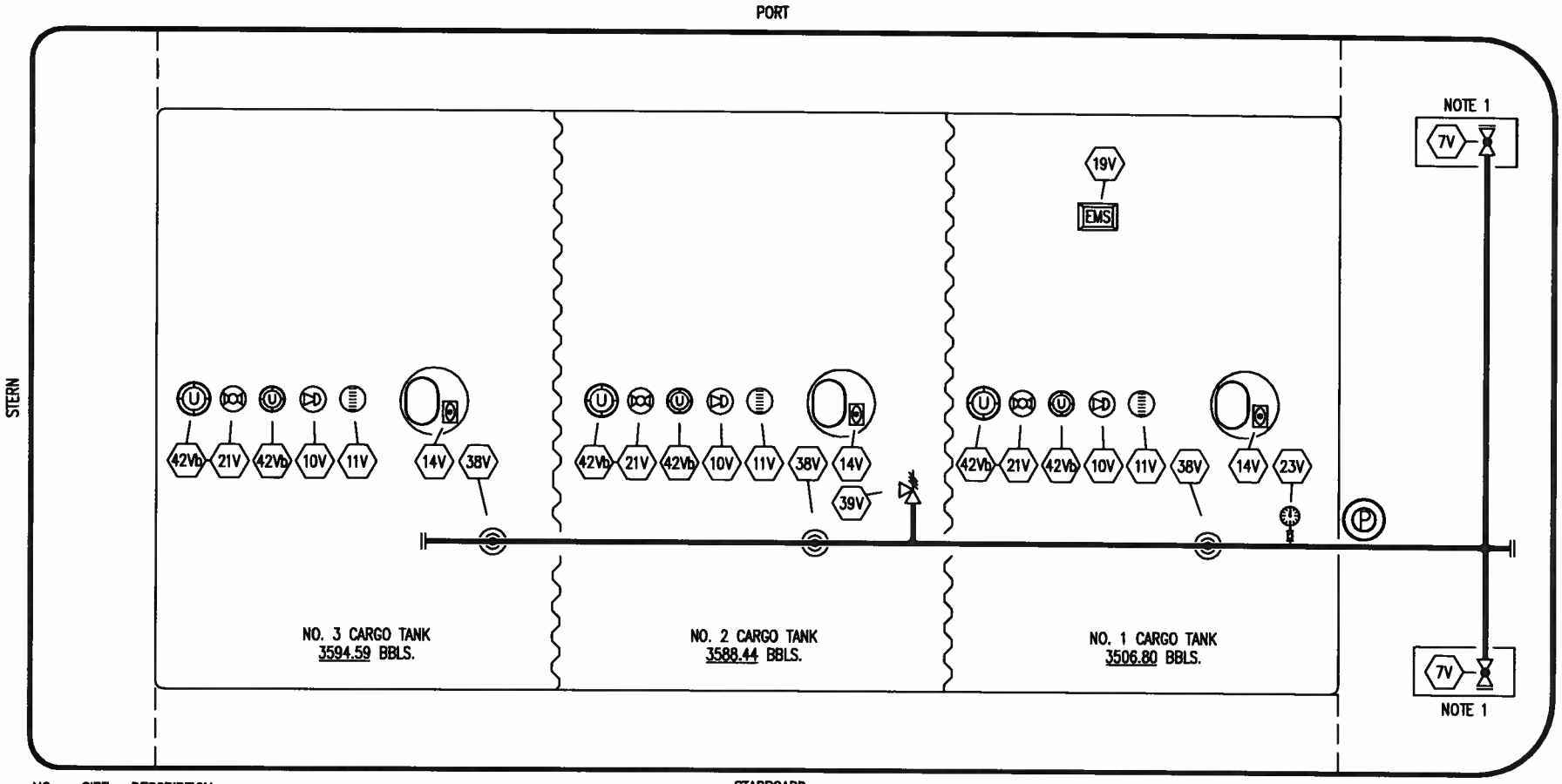

NO	SIZE	DESCRIPTION
7V	8"	HEADER VALVE
10V		HIGH LEVEL/OVERFILL ALARM
11V		1 METER GAUGE STICK
14V		SIGHT GLASS
19V		EMERGENCY SHUTDOWN SYSTEM
21V		HERMETIC GAUGE
23V		PRESSURE GAUGE
38V		VAPOR DROP
39V	3"	PRESSURE/VAC RELIEF VALVE
42Va	6"	ULLAGE
42Vb	8"	ULLAGE
		ABOVE DECK PIPING

NOTE 1: CONTAINMENT- PORT & STB.

JEFFBOAT – EX: S/R 108

REV.	DATE	BY	CHK	APP	REVISION DESCRIPTION
0	02/02/09	RB	WK	OF	APPROVED

KIRBY INLAND MARINE

VAPOR

PIPING FLOW DIAGRAM

SCALE: NONE

PAGE: 2 OF 3

KIRBY 10378

REV. 0

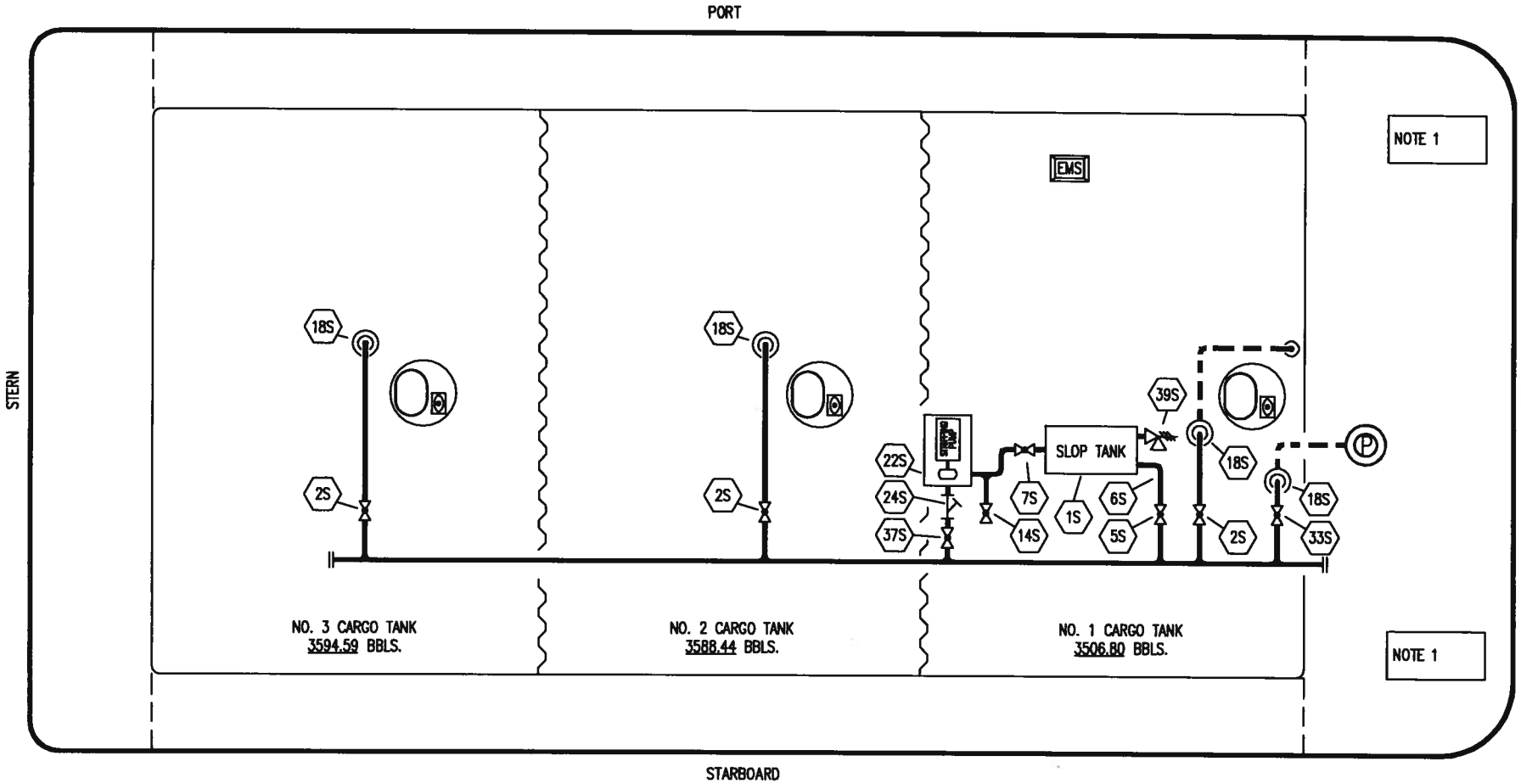

NO	DESCRIPTION
1S	SLOP TANK
2S	CARGO TANK VALVE
5S	SLOP TANK SUCTION VALVE
6S	SLOP TANK FILL PIPING
7S	SLOP TANK VALVE (DISCH.)
14S	VALVE OVERBOARD DISCHARGE
18S	STRIPPING DROP
22S	STRIPPING PUMP
24S	STRAINER

NO	DESCRIPTION
33S	PUMP WELL SUCTION
37S	BLOCK VALVE
39S	2.5" P/V VALVE
———	ABOVE DECK PIPING
- - -	BELOW DECK PIPING

NOTE 1: CONTAINMENT– PORT & STB.

JEFFBOAT – EX:S/R 108

REV.	DATE	BY	CHK	APP	REVISION DESCRIPTION
0	02/02/089	RB	WK	OF	APPROVED

KIRBY INLAND MARINE

STRIPPING

PIPING FLOW DIAGRAM

SCALE: NONE

PAGE: 3 OF 3

KIRBY 10378

REV. 0