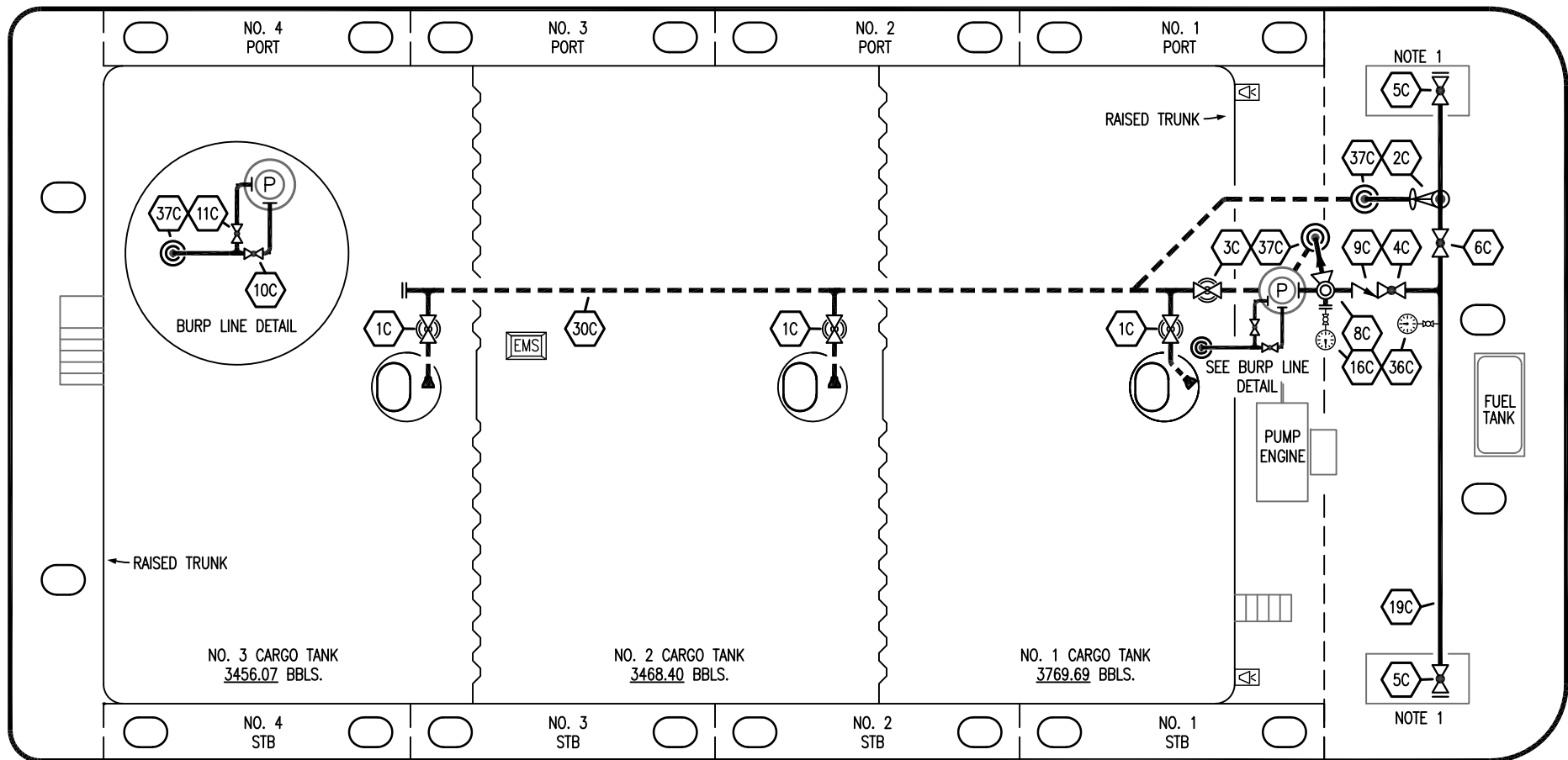


PORT



STARBOARD

NO	DESCRIPTION	NO	DESCRIPTION
1C	CARGO TANK VALVE	16C	DISCHARGE PRESSURE GAUGE
2C	LOAD VALVE	19C	CARGO HEADER
3C	MASTER SUCTION VALVE	30C	CARGO PIPELINE
4C	DISCHARGE VALVE	36C	PRESSURE GAUGE
5C	HEADER VALVE	37C	CARGO DROP
6C	SALVAGE VALVE	—	— ABOVE DECK PIPING
8C	RELIEF VALVE	---	--- BELOW DECK PIPING
9C	CHECK VALVE		
10C	BURP VALVE		
11C	BLEED OFF VALVE		

NOTE 1: CONTAINMENT P/S

TRINITY MARINE

REV.	DATE	BY	CHK	APP	REVISION DESCRIPTION
1	04/09/24	AC	DDA	LEP	REVISED PER CLIENT COMMENTS
0	09/19/13	DCB	DDA	OF	FOR APPROVAL

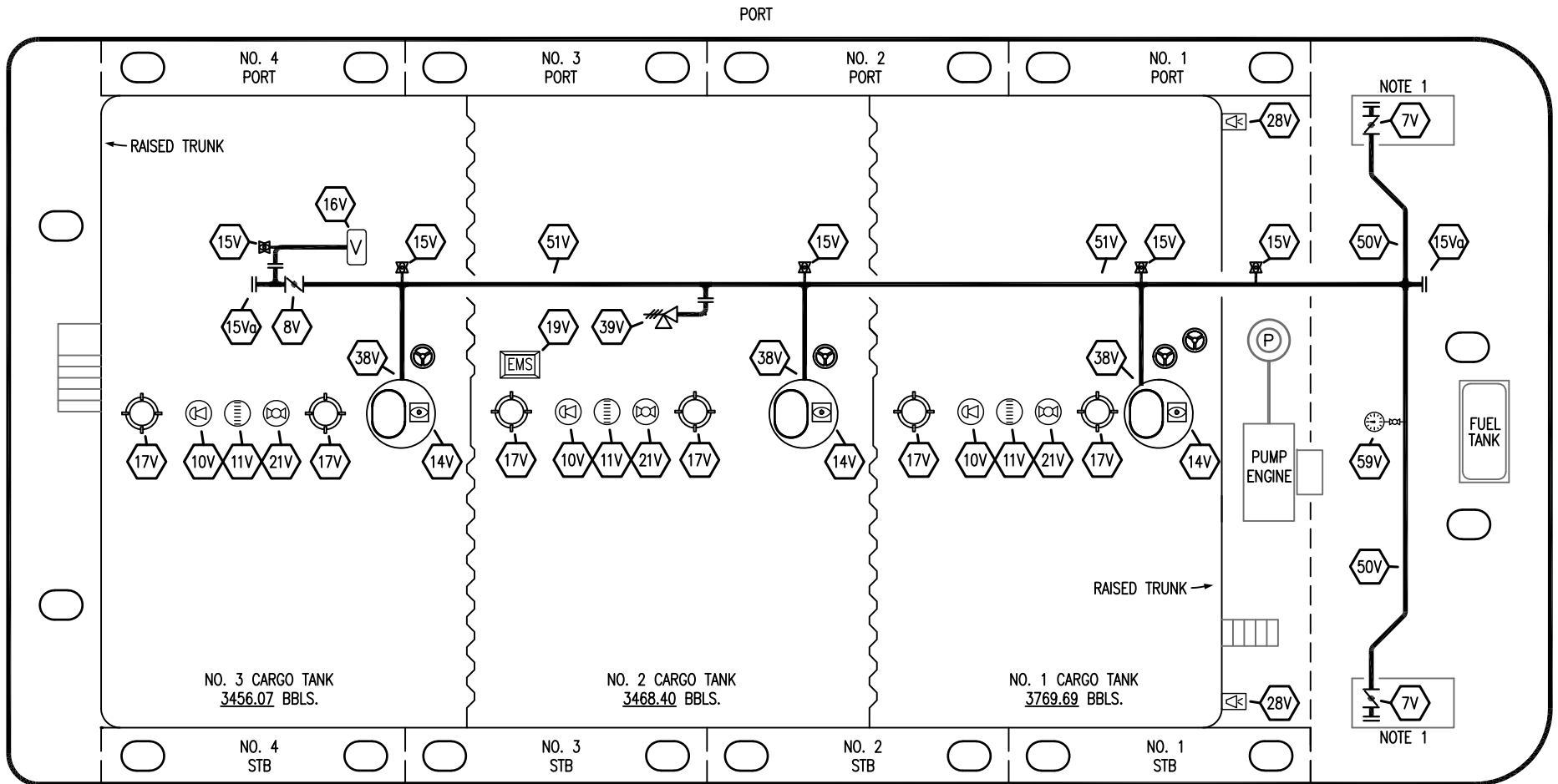
**KIRBY INLAND MARINE**

**CARGO  
PIPING FLOW DIAGRAM**

SCALE: NONE  
PAGE: 1 OF 3

**KIRBY 10113**

REV. **1**



STARBOARD

NO	DESCRIPTION	NO	DESCRIPTION
7V	HEADER VALVE	19V	EMERGENCY ENGINE SHUT DOWN
8V	VENT STACK VALVE	21V	HERMETIC GAUGE
10V	HIGH LEVEL/OVERFILL ALARM	28V	DOCK CONNECTION ALARM
11V	GAUGE STICK	39V	PRESSURE/VACUUM VALVE
14V	SIGHT GLASS W/GAUGE TREE	38V	VAPOR PENETRATION
15V	INSPECTION PORT	50V	VAPOR HEADER
15Va	INSPECTION PORT	51V	VAPOR PIPELINE
16V	VAPOR VENT STACK	59V	PRESS/VAC GAUGE
17V	BUTTERWORTH		— ABOVE DECK PIPING

NOTE 1: CONTAINMENT P/S

TRINITY MARINE

REV.	DATE	BY	CHK	APP	REVISION DESCRIPTION
1	04/09/24	AC	DDA	LEP	REVISED PER CLIENT COMMENTS
0	09/19/13	DCB	DDA	OF	FOR APPROVAL

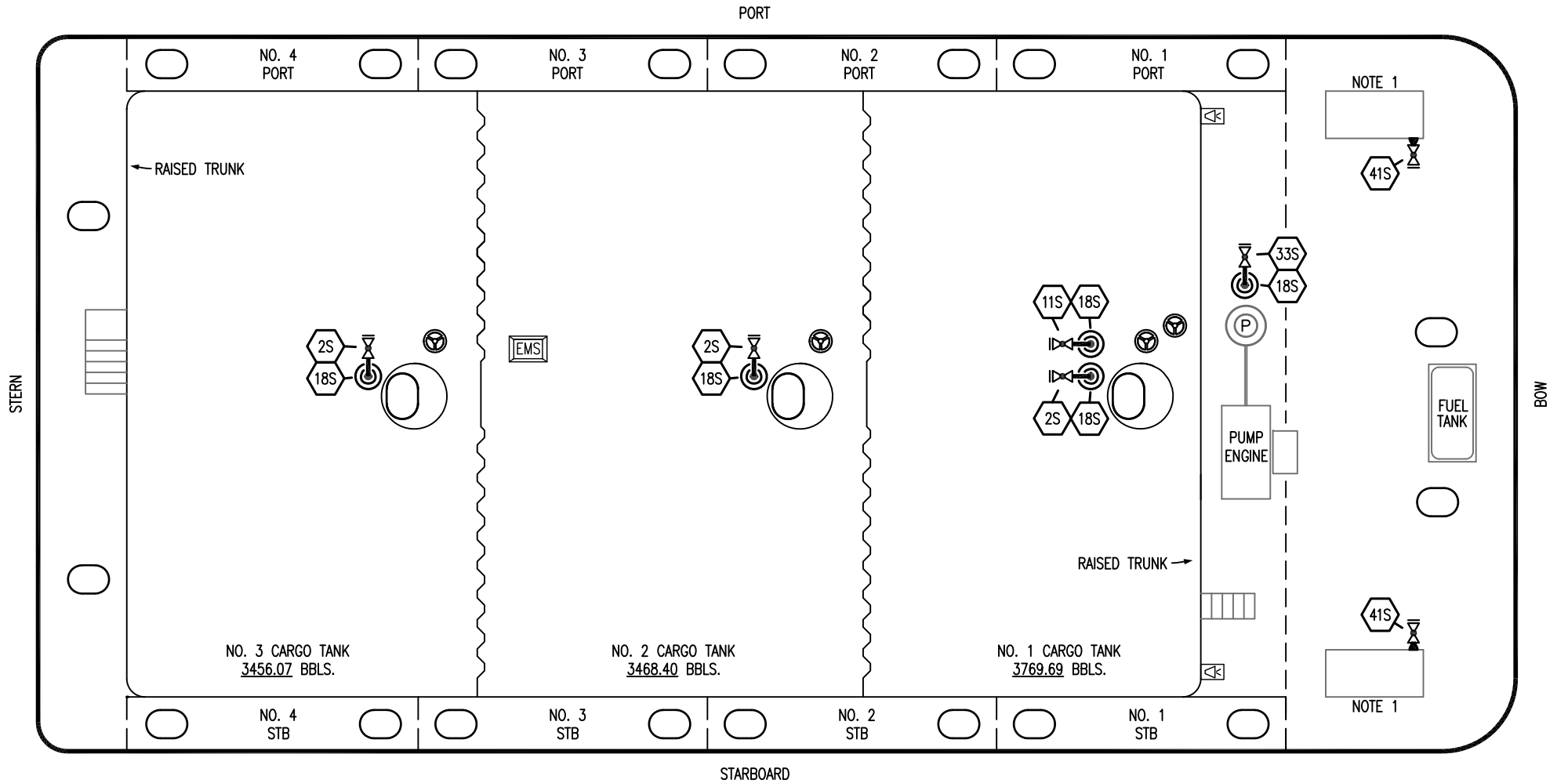
**KIRBY INLAND MARINE** 

**VAPOR  
PIPING FLOW DIAGRAM**

SCALE: NONE  
PAGE: 2 OF 3

**KIRBY 10113**

REV. **1**



NO	DESCRIPTION
2S	CARGO SUMP SUCTION VALVE
11S	LOWER CARGO PIPELINE SUCTION VALVE
18S	STRIPPING DROP
33S	PUMP WELL SUCTION VALVE
41S	CONTAINMENT DRAIN VALVE W/ CAP

NOTE 1: CONTAINMENT P/S

TRINITY MARINE

REV.	DATE	BY	CHK	APP	REVISION DESCRIPTION
1	04/09/24	AC	DDA	LEP	REVISED PER CLIENT COMMENTS
0	09/20/13	DCB	DDA	OF	FOR APPROVAL

**KIRBY INLAND MARINE**

**STRIPPING  
PIPING FLOW DIAGRAM**

SCALE: NONE	<b>KIRBY 10113</b>	REV. <b>1</b>
PAGE: 3 OF 3		