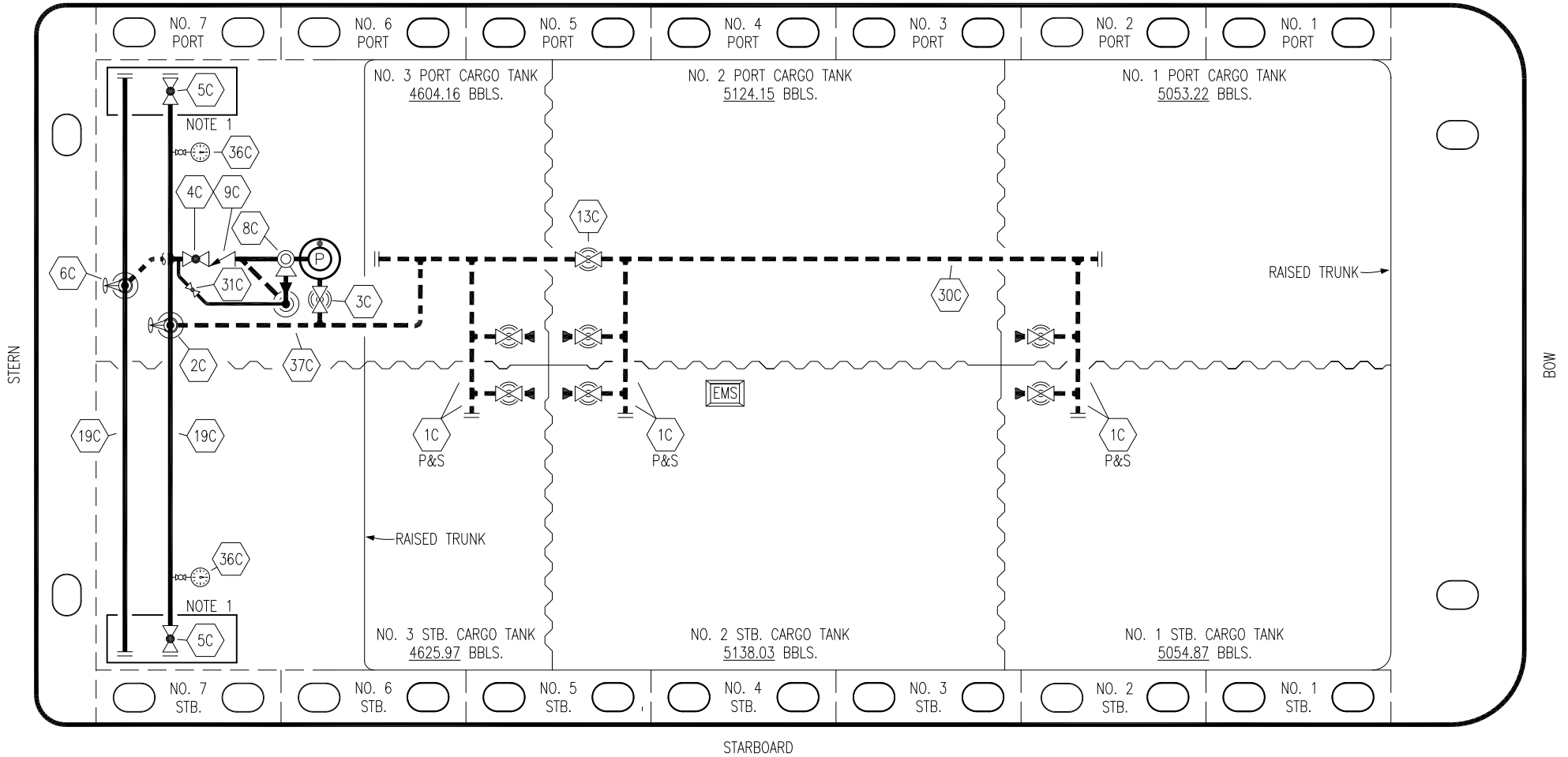


PORT



STARBOARD

- | | | | |
|----|----------------------|-------|--------------------------|
| NO | DESCRIPTION | NO | DESCRIPTION |
| 1C | CARGO TANK VALVE | 13C | CARGO PIPING BLOCK VALVE |
| 2C | LOAD VALVE | 19C | CARGO HEADER |
| 3C | MASTER SUCTION VALVE | 30C | CARGO PIPELINE |
| 4C | DISCHARGE VALVE | 31C | BYPASS VALVE |
| 5C | HEADER VALVE | 36C | PRESSURE GAUGE |
| 6C | SALVAGE VALVE | 37C | CARGO DROP |
| 8C | RELIEF VALVE | — | — ABOVE DECK PIPING |
| 9C | CHECK VALVE | - - - | BELOW DECK PIPING |

NOTE 1: CONTAINMENT P/S

0	01/23/20	MRV	DDA	ISSUED FOR APPROVAL
REV.	DATE	BY	CHK	APP
				REVISION DESCRIPTION

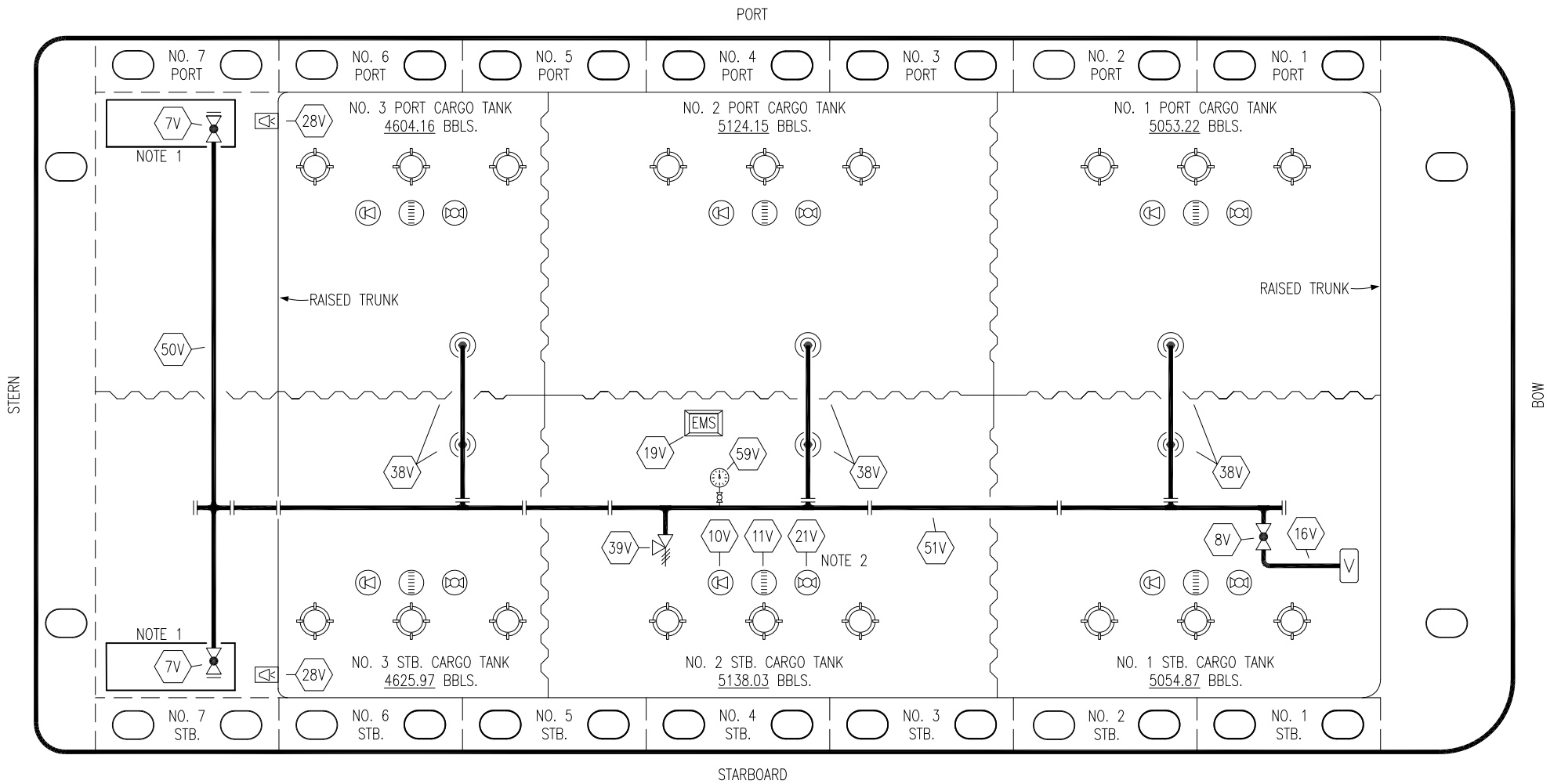
KIRBY INLAND MARINE

CARGO
PIPING FLOW DIAGRAM

HTCO 3134

SCALE: NONE
PAGE: 1 OF 3

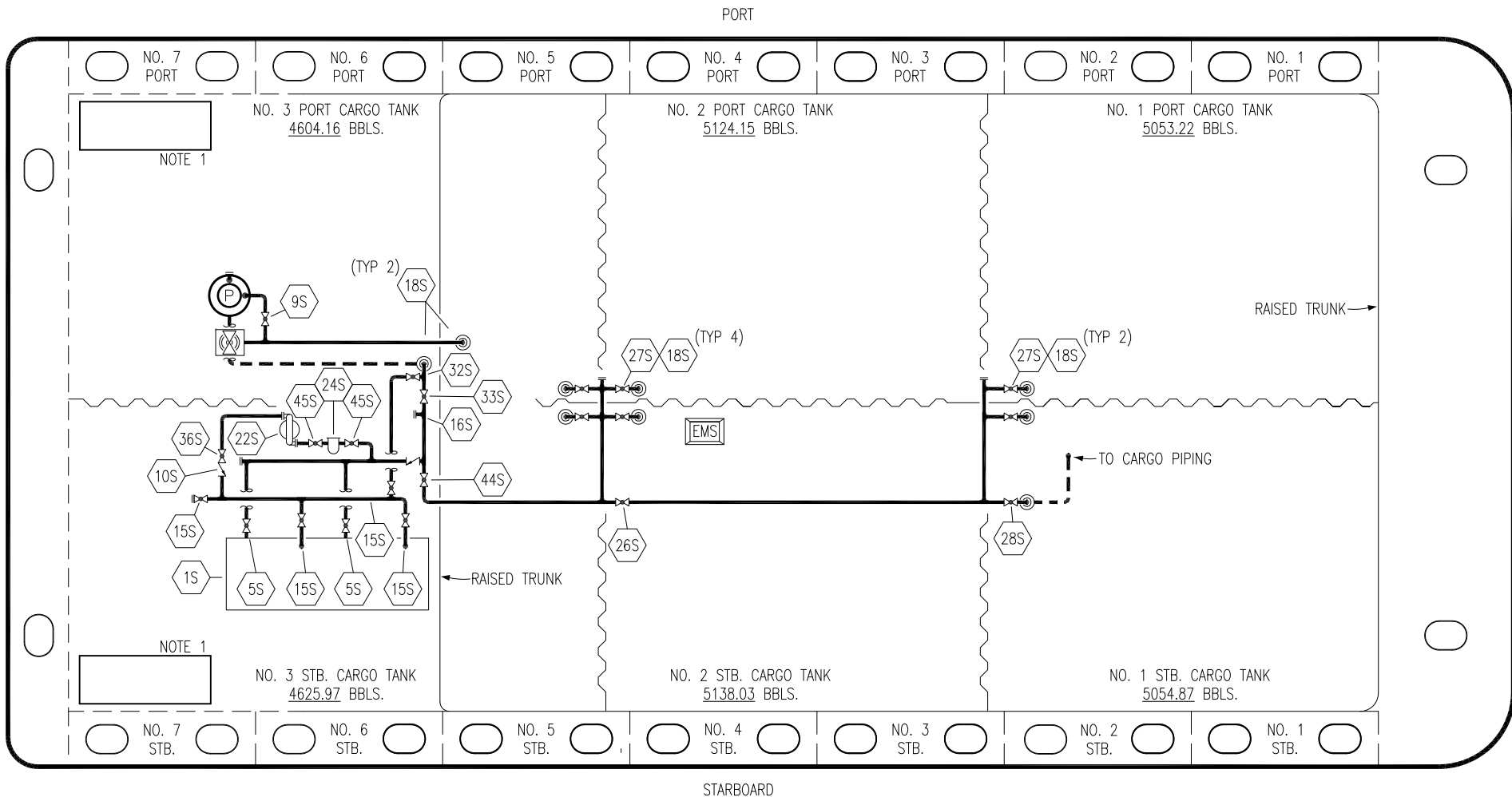
REV. 0



NO	DESCRIPTION	NO	DESCRIPTION
7V	8" HEADER VALVE	28V	DOCK CONNECTION ALARM
8V	8" VENT STACK VALVE	38V	8" VAPOR PENETRATION (⊙)
10V	HIGH LEVEL/OVERFILL ALARM	39V	PRESSURE/VACUUM VALVE
11V	1-METER GAUGE STICK	50V	8" VAPOR HEADER
16V	VAPOR VENT STACK	51V	8" VAPOR PIPELINE
19V	EMERGENCY ENGINE SHUT DOWN	59V	PRESS/VAC GAUGE
21V	2" HERMETIC GAUGE	—	ABOVE DECK PIPING

NOTE 2: TYPICAL RIGGING IN EACH TANK
 NOTE 1: CONTAINMENT P/S

KIRBY INLAND MARINE					
VAPOR PIPING FLOW DIAGRAM					
0	01/23/20	MRV	DDA	ISSUED FOR APPROVAL	SCALE: NONE
REV.	DATE	BY	CHK	APP	REVISION DESCRIPTION
					PAGE: 2 OF 3
HTCO 3134					REV. 0



NO	DESCRIPTION	NO	DESCRIPTION
1S	SLOP TANK	26S	STRIPPING HEADER BLOCK VALVE
5S	SLOP TANK SUCTION VALVE	27S	SUMP SUCTION VALVE
9S	BURP VALVE	28S	CARGO PIPING SUCTION
10S	STRIPPING PUMP CHECK VALVE	32S	PUMP WELL PRIMER VALVE
15S	DISCHARGE VALVE	33S	PUMP WELL SUCTION
16S	REMOTE SUCTION CONNECTION	36S	STRIPPING PUMP DISCHARGE
18S	TYP. STRIPPING PENETRATION	44S	STRIPPING PUMP SUCTION
22S	STRIPPING PUMP	45S	STRIPPING PUMP SUCTION VALVE
24S	BASKET STRAINER	—	— ABOVE DECK PIPING
		---	BELOW DECK PIPING

NOTE 1: CONTAINMENT P/S

REV.	DATE	BY	CHK	APP	REVISION DESCRIPTION
0	01/23/20	MRV	DDA		ISSUED FOR APPROVAL



KIRBY INLAND MARINE

STRIPPING

PIPING FLOW DIAGRAM

HTCO 3134

SCALE: NONE	REV. 0
PAGE: 3 OF 3	