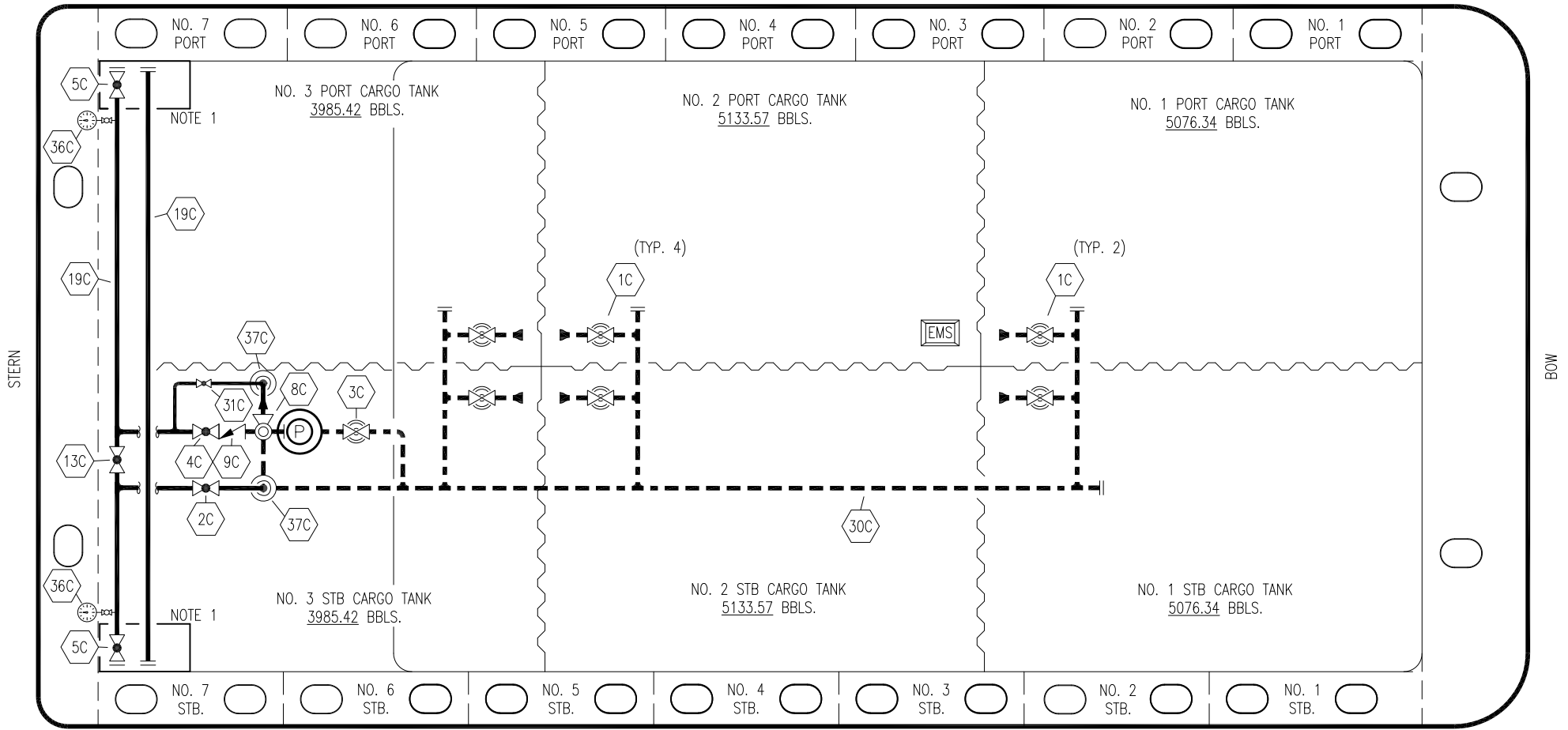


PORT



STERN

BOW

STARBOARD

| | | | |
|----|----------------------|-----|--------------------------|
| NO | DESCRIPTION | NO | DESCRIPTION |
| 1C | CARGO TANK VALVE | 13C | CARGO PIPING BLOCK VALVE |
| 2C | LOAD VALVE | 19C | CARGO HEADER |
| 3C | MASTER SUCTION VALVE | 30C | CARGO PIPELINE |
| 4C | DISCHARGE VALVE | 31C | BYPASS VALVE |
| 5C | HEADER VALVE | 36C | PRESSURE GAUGE |
| 8C | RELIEF VALVE | 37C | CARGO DROP |
| 9C | CHECK VALVE | — | — |
| | | — | — |
| | | — | — |

NOTE 1: CONTAINMENT P/S

| | | | | | |
|------|----------|-----|-----|-----|----------------------|
| 0 | 08/20/19 | NRB | DDA | | ISSUED FOR APPROVAL |
| REV. | DATE | BY | CHK | APP | REVISION DESCRIPTION |

KIRBY INLAND MARINE 

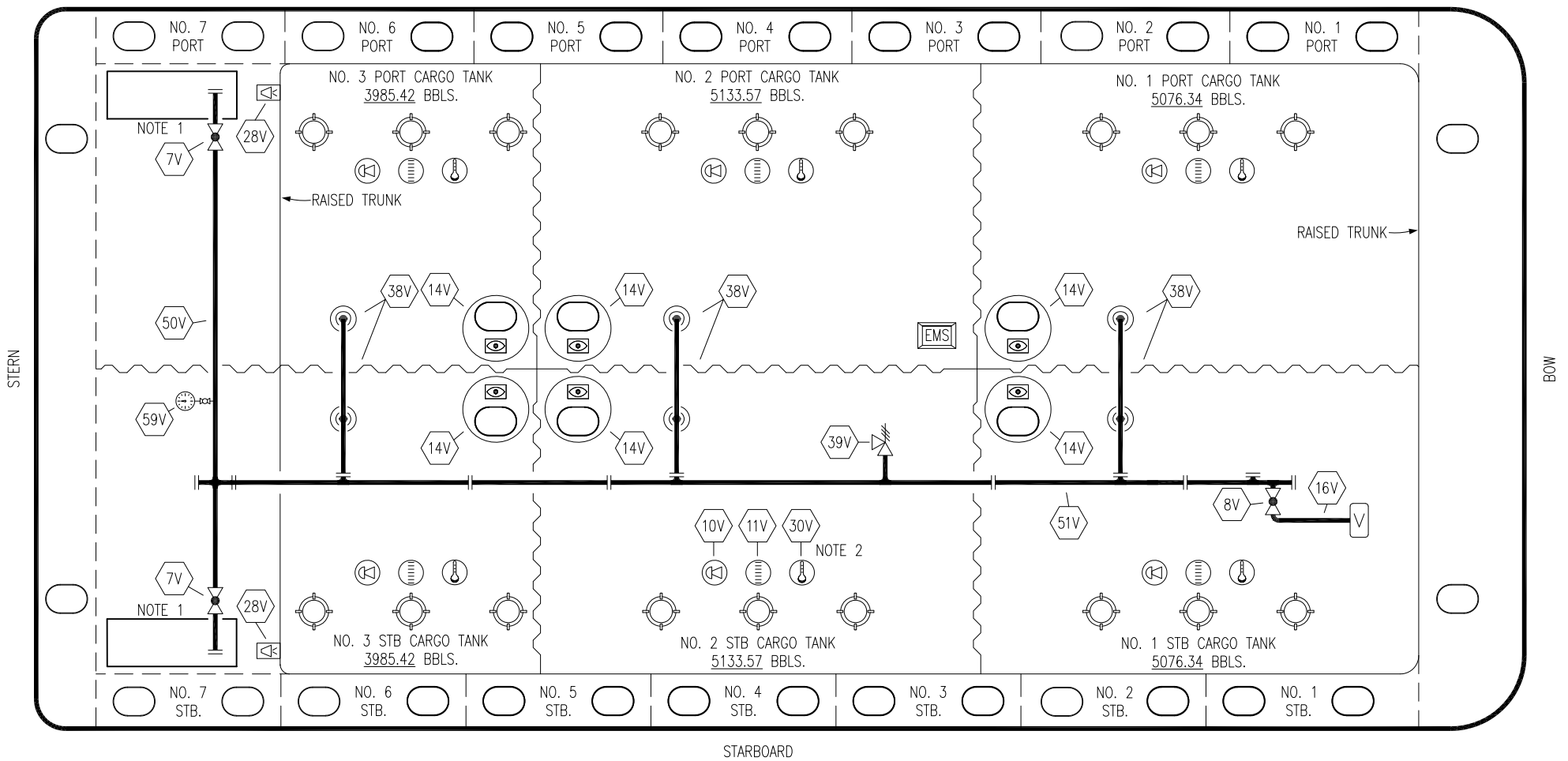
**CARGO
PIPING FLOW DIAGRAM**

SCALE: NONE
PAGE: 1 OF 3

HTCO 3067

REV. **0**

PORT



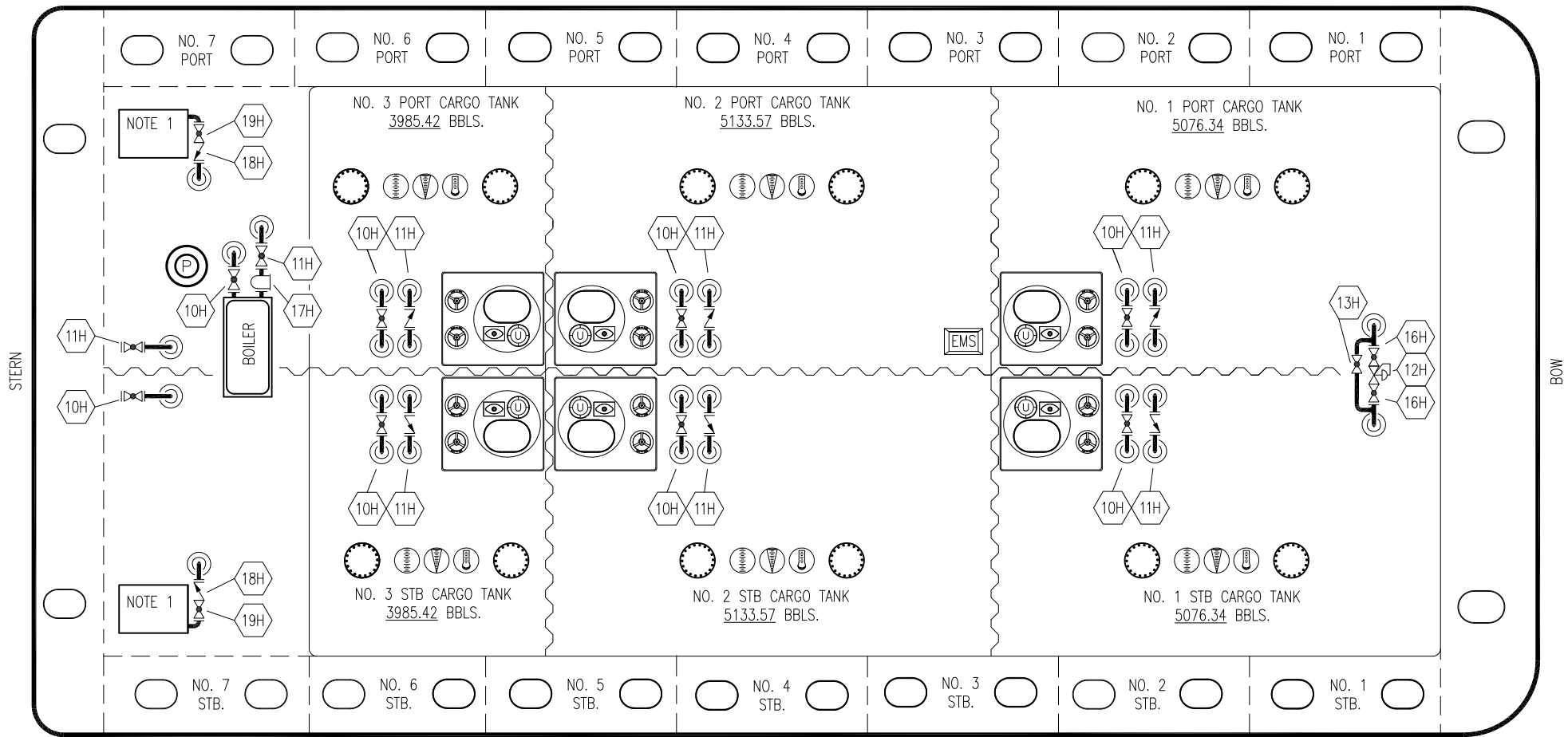
- | | | | |
|-----|----------------------------|-----|--------------------------|
| NO | DESCRIPTION | NO | DESCRIPTION |
| 7V | 8" HEADER VALVE | 30V | THERMAL WELL |
| 8V | 8" VENT STACK VALVE | 38V | 8" VAPOR PENETRATION (⊙) |
| 10V | HIGH LEVEL/OVERFILL ALARM | 39V | PRESSURE/VACUUM VALVE |
| 11V | 1-METER GAUGE STICK | 50V | 8" VAPOR HEADER |
| 14V | SIGHT GLASS W/ GAUGE TREE | 51V | 8" VAPOR PIPELINE |
| 16V | VAPOR VENT STACK | 59V | PRESS/VAC GAUGE |
| 19V | EMERGENCY ENGINE SHUT DOWN | — | ABOVE DECK PIPING |
| 28V | DOCK CONNECTION ALARM | | |

NOTE 2: TYPICAL RIGGING IN EACH TANK

NOTE 1: CONTAINMENT P/S

| | | | | | |
|------|----------|-----|-----|-----|----------------------|
| | | | | | |
| | | | | | |
| | | | | | |
| | | | | | |
| | | | | | |
| 0 | 08/20/19 | NRB | DDA | | ISSUED FOR APPROVAL |
| REV. | DATE | BY | CHK | APP | REVISION DESCRIPTION |

| | |
|--------------------------------------|------------------|
| KIRBY INLAND MARINE | |
| VAPOR PIPING FLOW DIAGRAM | |
| SCALE: NONE | HTCO 3067 |
| PAGE: 2 OF 3 | |
| REV. 0 | REV. 0 |



- | NO | DESCRIPTION |
|-----|----------------------|
| 10H | SUPPLY VALVE |
| 11H | RETURN |
| 12H | PRESSURE REGULATOR |
| 13H | BY-PASS |
| 16H | ISOLATION VALVE |
| 17H | BASKET STRAINER |
| 18H | CHECK VALVE |
| 19H | DRIP PAN DRAIN VALVE |

— ABOVE DECK PIPING

NOTE 1: 6 BARREL DRIP PAN

| | | | | | |
|------|----------|-----|-----|-----|----------------------|
| | | | | | |
| | | | | | |
| | | | | | |
| | | | | | |
| | | | | | |
| 0 | 08/20/19 | NRB | DDA | | ISSUED FOR APPROVAL |
| REV. | DATE | BY | CHK | APP | REVISION DESCRIPTION |

KIRBY INLAND MARINE

HOT OIL
PIPING FLOW DIAGRAM

| | | |
|--------------|------------------|--------|
| SCALE: NONE | HTCO 3067 | REV. 0 |
| PAGE: 3 of 3 | | |