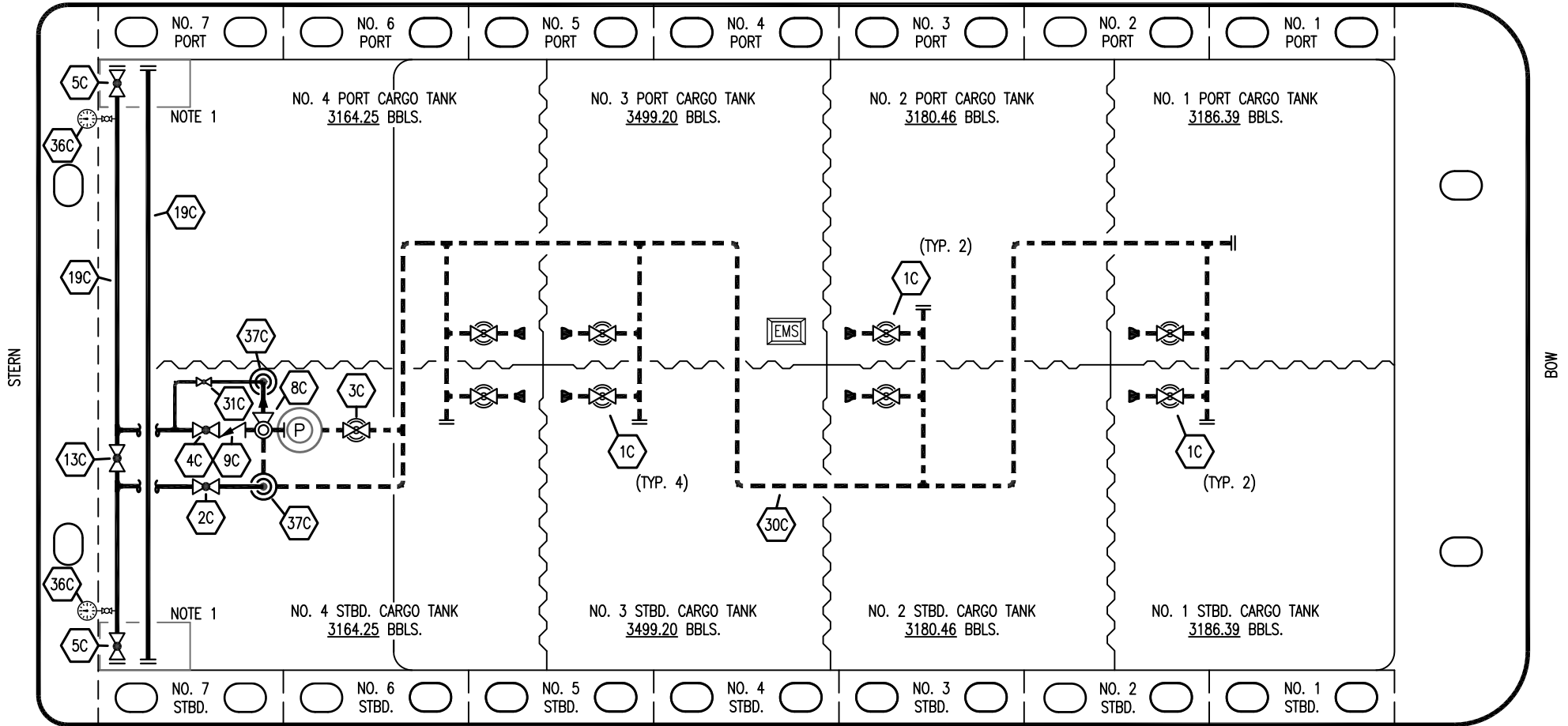



PORT



STARBOARD

NO	DESCRIPTION	NO	DESCRIPTION
1C	CARGO TANK VALVE	13C	CARGO PIPING BLOCK VALVE
2C	LOAD VALVE	19C	CARGO HEADER
3C	MASTER SUCTION VALVE	30C	CARGO PIPELINE
4C	DISCHARGE VALVE	31C	BYPASS VALVE
5C	HEADER VALVE	36C	PRESSURE GAUGE
8C	RELIEF VALVE	37C	CARGO DROP 
9C	CHECK VALVE	—	ABOVE DECK PIPING
		- - -	BELOW DECK PIPING

NOTE 1: CONTAINMENT P/S

REV.	DATE	BY	CHK	APP	REVISION DESCRIPTION
2	09/14/23	MRV	DDA	TFB	REVISED PER CLIENT COMMENTS
1	02/08/19	MRV	DDA		ADDED HOT OIL DIAGRAM
0	05/16/18	WFB	DDA		ISSUED FOR APPROVAL

KIRBY INLAND MARINE 

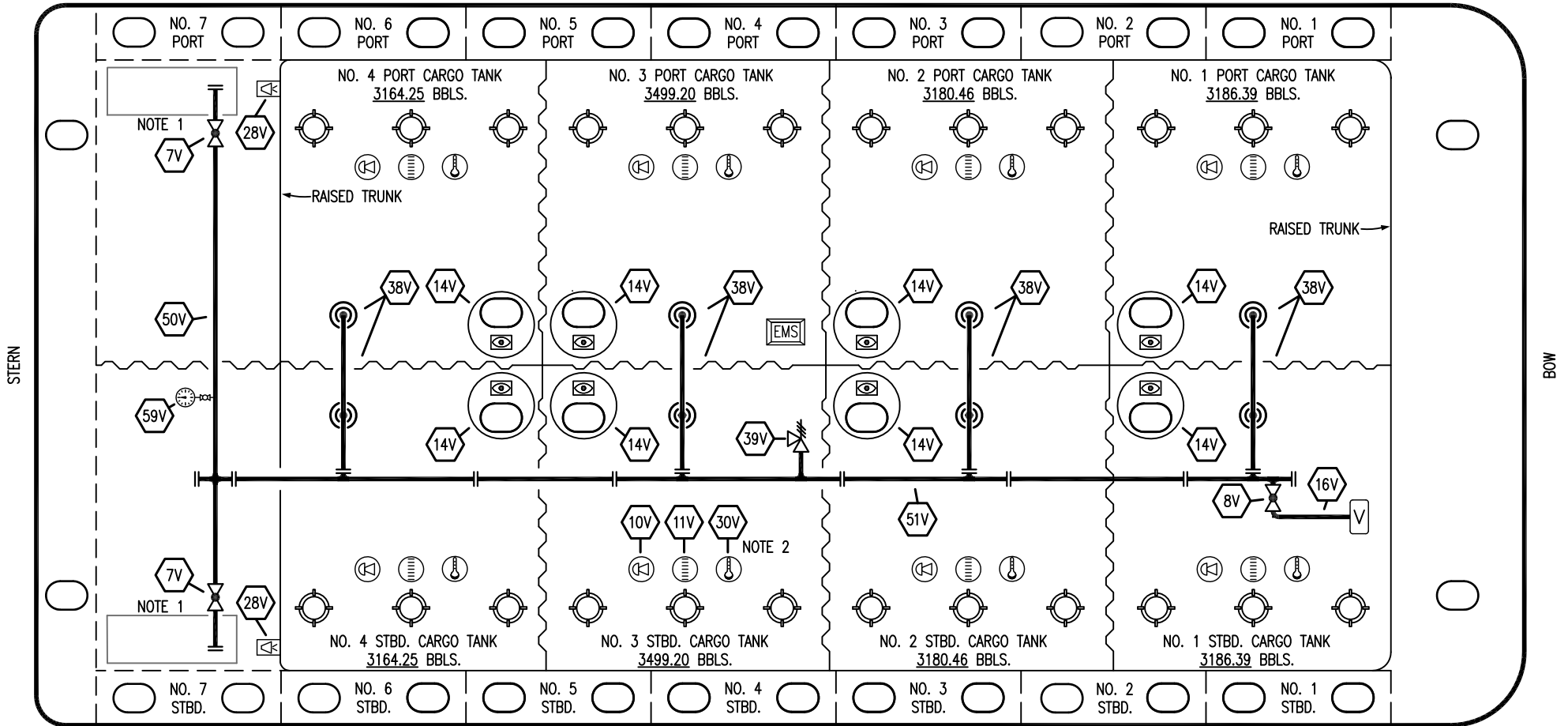
**CARGO
PIPING FLOW DIAGRAM**

SCALE: NONE
PAGE: 1 OF 3

HTCO 3065

REV. **2**

PORT



STARBOARD

NO	DESCRIPTION	NO	DESCRIPTION
7V	HEADER VALVE	30V	THERMAL WELL
8V	VENT STACK VALVE	38V	VAPOR PENETRATION
10V	HIGH LEVEL/OVERFILL ALARM	39V	PRESSURE/VACUUM VALVE
11V	1-METER GAUGE STICK	50V	VAPOR HEADER
14V	SIGHT GLASS W/ GAUGE TREE	51V	VAPOR PIPELINE
16V	VAPOR VENT STACK	59V	PRESS/VAC GAUGE
19V	EMERGENCY ENGINE SHUT DOWN	—	ABOVE DECK PIPING
28V	DOCK CONNECTION ALARM		

NOTE 2: TYPICAL RIGGING IN EACH TANK

NOTE 1: CONTAINMENT P/S

REV.	DATE	BY	CHK	APP	REVISION DESCRIPTION
2	09/14/23	MRV	DDA	TFB	REVISED PER CLIENT COMMENTS
1	02/08/19	MRV	DDA		ADDED HOT OIL DIAGRAM
0	05/16/18	WFB	DDA		ISSUED FOR APPROVAL

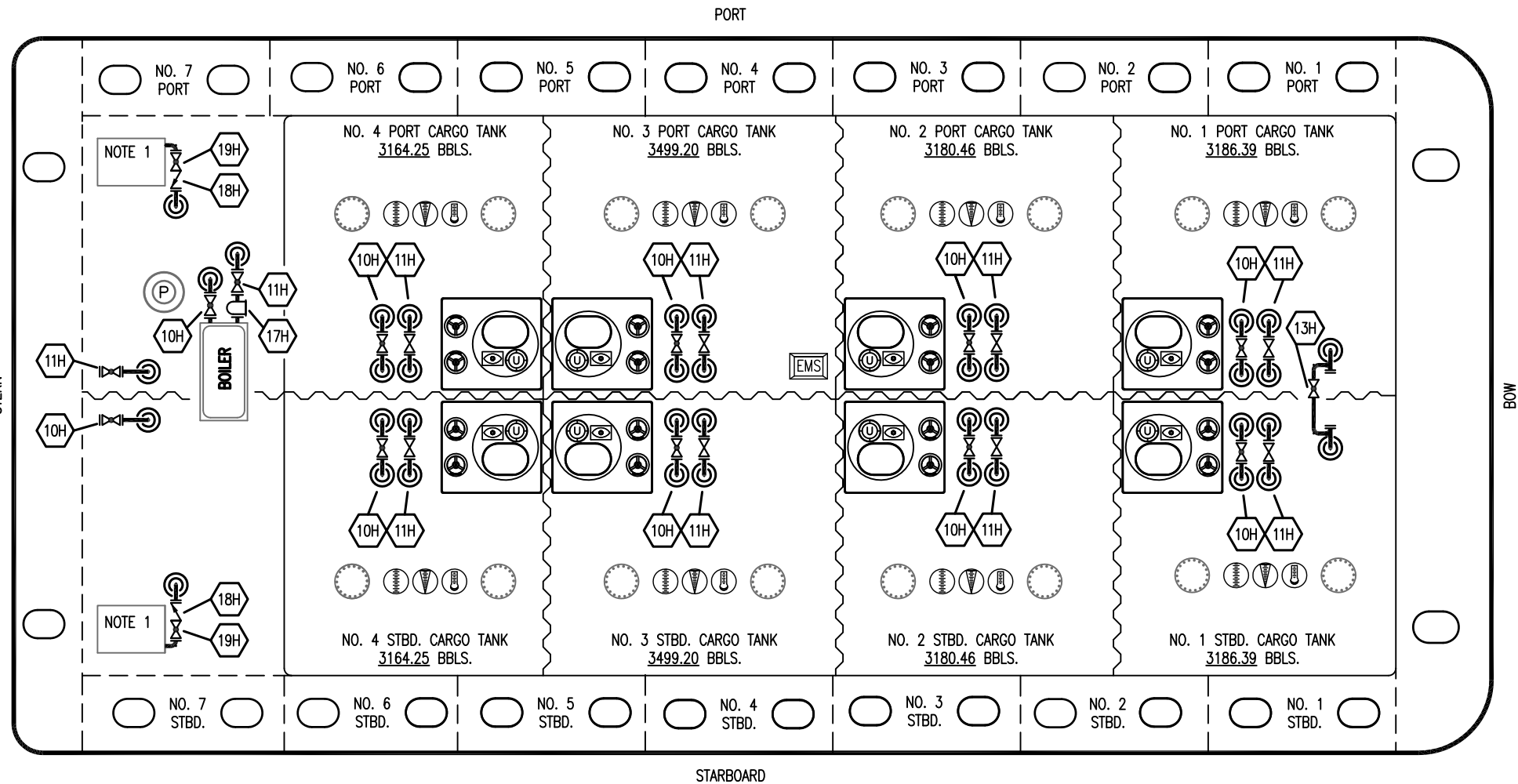
KIRBY INLAND MARINE

**VAPOR
PIPING FLOW DIAGRAM**

SCALE: NONE
PAGE: 2 OF 3

HTCO 3065

REV. **2**



STERN

BOW

PORT

STARBOARD

- | NO | DESCRIPTION |
|-----|----------------------|
| 10H | SUPPLY VALVE |
| 11H | RETURN |
| 12H | PRESSURE REGULATOR |
| 13H | BY-PASS |
| 16H | ISOLATION VALVE |
| 17H | BASKET STRAINER |
| 18H | CHECK VALVE |
| 19H | DRIP PAN DRAIN VALVE |
| — | ABOVE DECK PIPING |

NOTE 1: 6 BARREL DRIP PAN

REV.	DATE	BY	CHK	APP	REVISION DESCRIPTION
1	09/14/23	MRV	DDA	TFB	REVISED PER CLIENT COMMENTS
0	02/08/19	MRV	DDA		ISSUED FOR APPROVAL

KIRBY INLAND MARINE	
HOT OIL PIPING FLOW DIAGRAM	
HTCO 3065	REV. 1
SCALE: NONE	PAGE: 3 of 3