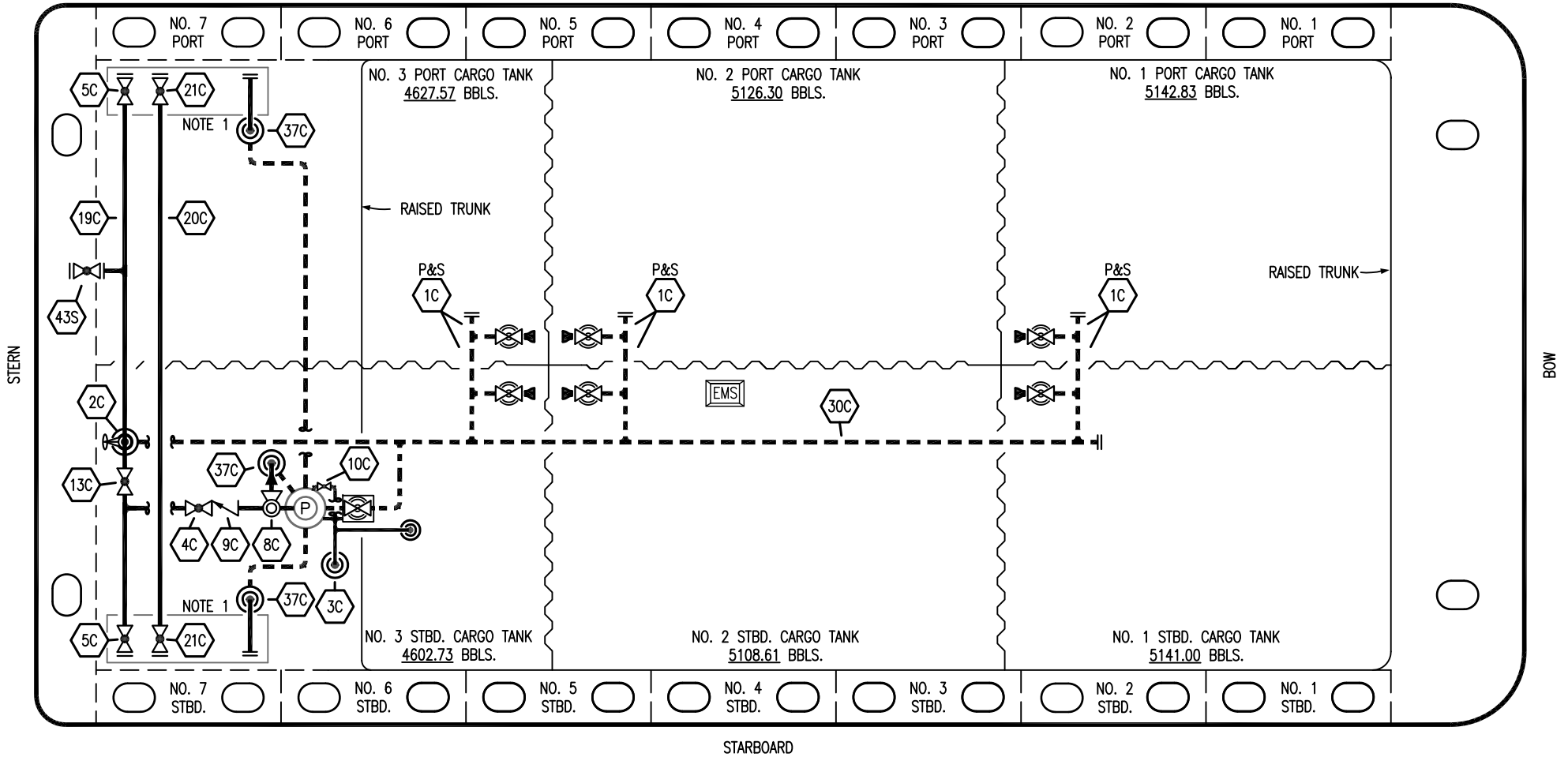


PORT




STARBOARD

NO	DESCRIPTION	NO	DESCRIPTION
1C	CARGO TANK VALVE	13C	CARGO PIPING BLOCK VALVE
2C	LOAD VALVE	19C	CARGO HEADER
3C	MASTER SUCTION VALVE	20C	DUMMY HEADER PIPING
4C	DISCHARGE VALVE	21C	DUMMY HEADER VALVE
5C	HEADER VALVE	30C	CARGO PIPELINE
8C	RELIEF VALVE	37C	CARGO DROP
9C	CHECK VALVE	—	ABOVE DECK PIPING
10C	BURP VALVE	- - -	BELOW DECK PIPING

NOTE 1: CONTAINMENT P/S

EX: CTCO 255

REV.	DATE	BY	CHK	APP	REVISION DESCRIPTION
1	10/20/23	MRV	DDA	LEP	REVISED PER CLIENT COMMENTS
0	02/15/19	MRV	DDA		ISSUED FOR APPROVAL



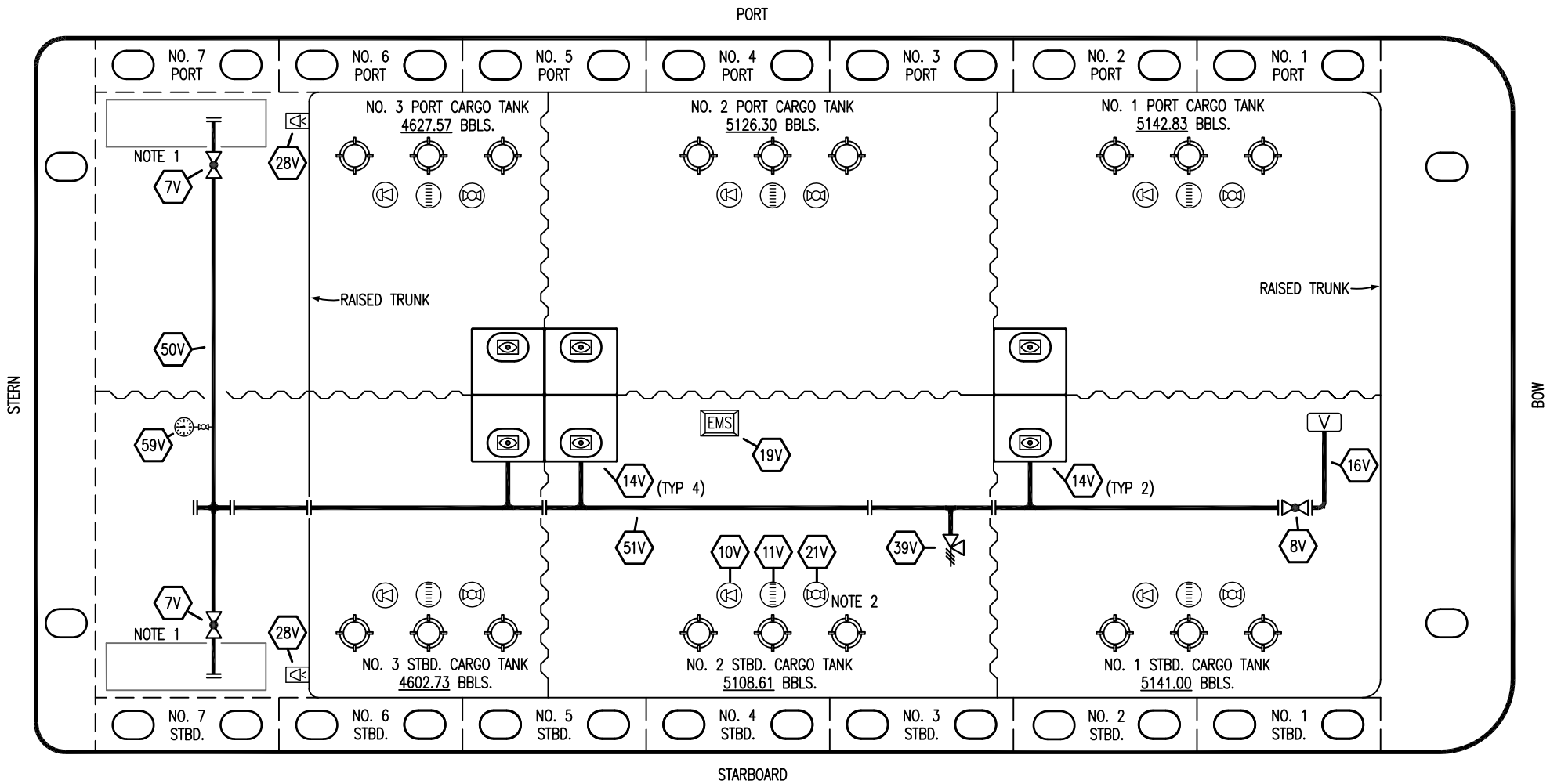
KIRBY INLAND MARINE

CARGO

PIPING FLOW DIAGRAM

KIRBY 29085

SCALE: NONE	REV. 1
PAGE: 1 OF 3	



NO	DESCRIPTION	NO	DESCRIPTION
7V	HEADER VALVE	28V	DOCK CONNECTION ALARM
8V	VENT STACK VALVE	50V	VAPOR HEADER
10V	HIGH LEVEL/OVERFILL ALARM	51V	VAPOR PIPELINE
11V	1-METER GAUGE STICK	59V	PRESS/VAC GAUGE
14V	SIGHT GLASS	—	ABOVE DECK PIPING
19V	EMERGENCY ENGINE SHUT DOWN		
21V	HERMETIC GAUGE		

NOTE 2: TYPICAL RIGGING IN EACH TANK
 NOTE 1: CONTAINMENT P/S

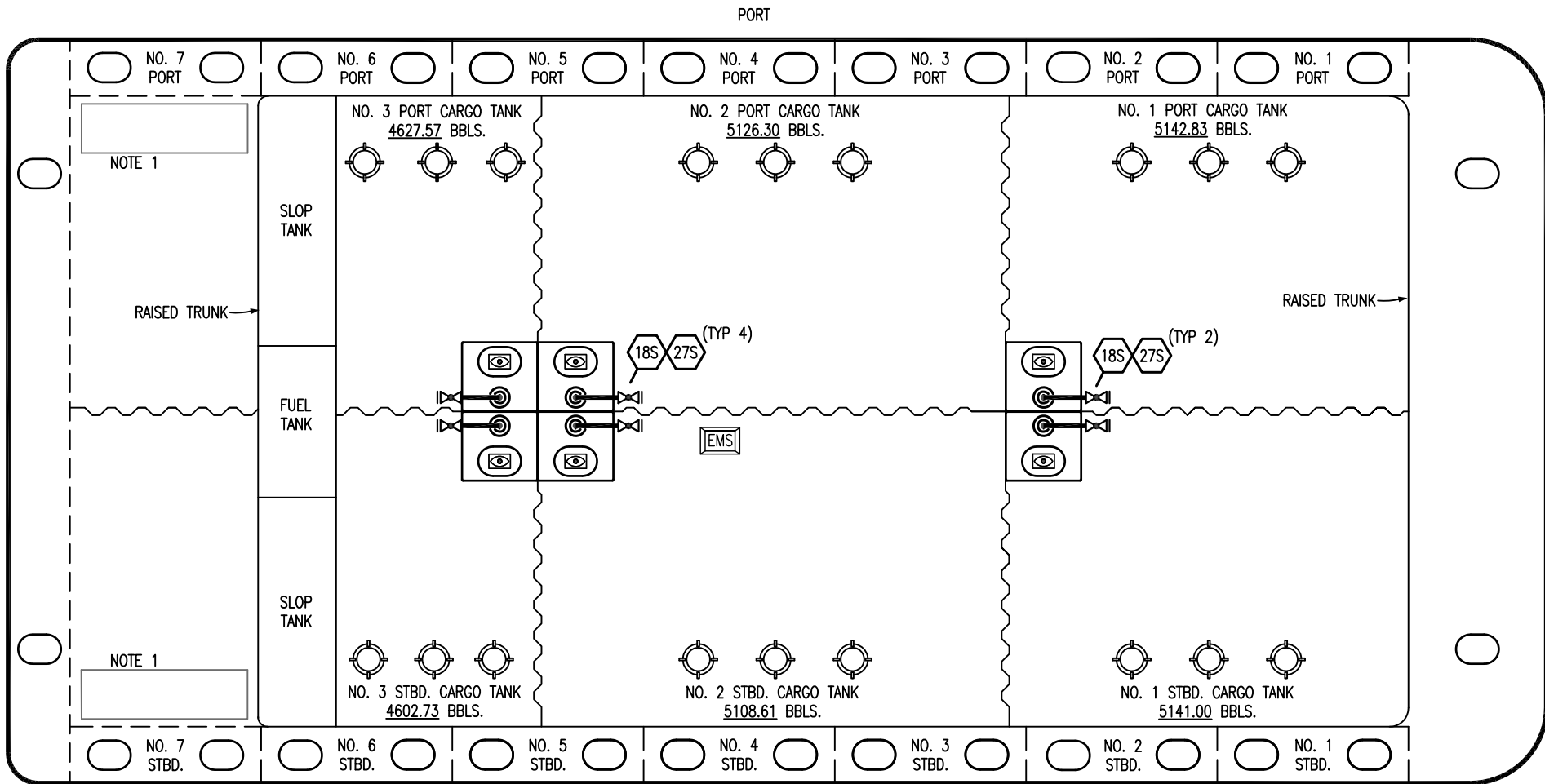
EX: CTCO 255


REV.	DATE	BY	CHK	APP	REVISION DESCRIPTION
1	10/20/23	MRV	DDA	LEP	REVISED PER CLIENT COMMENTS
0	02/15/19	MRV	DDA		ISSUED FOR APPROVAL

KIRBY INLAND MARINE

**VAPOR
PIPING FLOW DIAGRAM**

SCALE: NONE	KIRBY 29085	REV. 1
PAGE: 2 OF 3		




- | NO | DESCRIPTION |
|-------|--|
| 1S | SLOP TANK |
| 18S | TYP. STRIPPING PENETRATION  |
| 27S | SUMP SUCTION VALVE |
| — | ABOVE DECK PIPING |
| - - - | BELOW DECK PIPING |

NOTE 1: CONTAINMENT P/S

EX: CTCO 255

0	10/20/23	MRV	DDA	LEP	ISSUED FOR APPROVAL
REV.	DATE	BY	CHK	APP	REVISION DESCRIPTION

KIRBY INLAND MARINE 

**STRIPPING
PIPING FLOW DIAGRAM**

SCALE: NONE

KIRBY 29085

PAGE: 3 OF 3

REV. **0**